



DIVINE PUBLIC SCHOOL — PHAGWARA —



Happy SUMMER Vacation!



SUMMER VACATION INSTRUCTIONS



Do your work **neatly and cleanly**.



Complete your holiday homework **on time**.



Do not go out in **direct sunlight**, especially during afternoon hours.



Always stay **hydrated** and drink plenty of water.



Eat **healthy** and fresh food.



Wear **light** cotton clothes.



Follow a **daily routine** and get adequate rest.



Spend **quality time** with your family.



Read **good books** and develop new skills.



Stay **safe** and enjoy your holidays responsibly.



*Have a wonderful summer break
filled with learning, fun, and happiness!*



ENGLISH

General Instructions:

Neatness Matters: All written work (essays, letters, applications, notices, vocabulary, and textbook exercises) must be done in your English Grammar/Literature notebook using a dark blue or black pen.

Creativity: Poster-making tasks should be highly creative, colorful, and presented on an A4 size sheet.

Deadlines: Ensure all tasks are completed neatly and are ready for submission on the first day the school reopens.

Creative Writing & Composition

Write detailed compositions on the following topics in about 150–200 words. Make sure to follow the hints and structural outlines provided below:

Task 1: Composition Writing – "A Visit to A Fair"

Instructions: Write a descriptive paragraph detailing your experience visiting a vibrant fair.

Structure Outlines to Include: Introduction ~~~~ Location ~~~~~ Time ~~~~~ Your visit ~~~~~ Shops ~~~~~ Puppet-shows ~~~~~ Circus ~~~~~ Conclusion.

Task 2: Composition Writing – "My Favorite Teacher"

Instructions: Write an essay expressing gratitude and admiration for your favorite teacher.

Structure Outlines to Include: Introduction ~~~~ Qualification ~~~~~ Dresses ~~~ Nature ~~~ Hobby ~~~ Punctuality ~~~ Reason to like ~~~~~ Conclusion.

Art Integrated & Poster Designing

Use your creative artistic skills to design eye-catching posters on A4 sheets. Use bold slogans, illustrations, and proper borders.

Task 1: Republic Day Poster and yoga day poster

Instructions: Create patriotic poster celebrating Republic Day. Use national symbols and vibrant colors to reflect the spirit of independent India along with make poster on yoga day, tell why it is essential and suggest some yoga poses.

Formal Letter & Application Writing

Practice your formal communication formats. Keep your tone polite, formal, and structured.

Task 1: Application for Transfer Certificate

Instructions: Write a formal application addressed to your school Principal requesting them to issue your Transfer Certificate (TC) due to family relocation.

Task 2: Application to the Sports Teacher

Instructions: Write a formal application to your school sports teacher requesting them to include you in the school cricket team for an upcoming tournament.

Section E: Vocabulary & Grammar Building (From Grammar Book)

Vocabulary & Grammar Practice

Instructions: Open your English Grammar textbook and thoroughly learn the concepts, definitions, and vocabulary terms given on Page numbers 72 to 76, Page number 120, and Page number 123.

Notebook Work: After learning, you must write down all the grammar work from these specified pages (72–76, 120, and 123) in your grammar notebook. Ensure your handwriting is neat, well-spaced, and properly organized.

Literature & Reading Comprehension (From Textbook: Poorvi)

Task: Chapter Reading & Exploration

Instructions: Open your English reading textbook 'Poorvi' and read the following chapters carefully at least twice:

1 Chapter 5: "A Funny Man"

2 Chapter 6: "Say the Right Thing"

Notebook Work: After reading both chapters, perform the following tasks in your notebook:

Find and write down 10 difficult words from each chapter along with their meanings from the dictionary.
Write a short summary (50–60 words) or the main moral/theme of each chapter in your own words.
Speaking Skills & Language Habits (Daily Routine)

Speaking Topic Preparation

Instructions: Prepare a speech of 15 lines on any social topic of your choice (e.g., Save Environment, Importance of Education, Say No to Plastic, Child Labour, or Digital Literacy).

**You must be ready to present this topic confidently in class when the school reopens. (NUMBER BASED ACTIVITY)

Daily Language Improvement & Habits

To build your fluency and create a lifelong habit, follow these instructions strictly every day during the holidays:

Daily Speaking Practice: Practice speaking in English every single day to boost your confidence and fluency.

Listening Practice (Digital Media): Tune in regularly to online audio and video content to improve your pronunciation and listening skills:

Listen to educational Podcast channels.

Watch Ted Talks on YouTube.

Listen to the BBC channel to stay updated with global English and build a strong vocabulary.

Daily Reading Practice: Read exactly one page of any English book every day to enhance your comprehension and text familiarity.

Creative Art Integrated work

Make a beautiful chart on any topic from your grammar book

"Success is the sum of small efforts, repeated day in and day out. Use these holidays to learn something new, grow better every day, and come back stronger!"

Wishing you all a happy, safe, and productive summer vacation!

Hindi

कक्षा 7th A

गमले में एक पौधा लगाइए और उसकी देखभाल कीजिए उसके साथ अपनी एक फोटो लगाकर उसके बारे में अपनी कॉपी में लिखें। Roll No. 1 to 9

जल ही जीवन है विषय पर एक सुंदर पोस्टर बनाइए Roll No.10to 21

कक्षा 7th B

पर्यावरण संरक्षण विषय पर एक पोस्टर बनाइए | Roll No. 1 to 10

गर्मियों में पानी का महत्व विषय पर एक पोस्टर बनाइए। Roll No.10 to 22

Revise short grammar of pt 1.

Punjabi

Model 1: ਪੰਜਾਬੀ ਵਰਣਮਾਲਾ ਦਾ ਘਰ

ਰੋਲ ਨੰਬਰ 1 ਤੋਂ 5.

- *ਸਮਾਨ*: ਗੱਤੇ ਦਾ ਡੱਬਾ, ਰੰਗੀਨ ਕਾਗਜ਼, ਗੁੰਦ

- *ਬਣਾਉਣ ਦਾ ਤਰੀਕਾ*: ਡੱਬੇ ਨੂੰ ਘਰ ਦਾ ਰੂਪ ਦਿਓ। 35 ਖਿੜਕੀਆਂ ਕੱਟੋ। ਹਰ ਖਿੜਕੀ ਤੇ ਓ ਤੋਂ ਤੱਕ ਅੱਖਰ ਲਿਖੋ। ਖਿੜਕੀ ਖੋਲ੍ਹਣ ਤੇ ਅੰਦਰ ਉਸ ਅੱਖਰ ਨਾਲ ਸ਼ੁਰੂ ਹੋਣ ਵਾਲੀ ਤਸਵੀਰ ਲਗਾਓ।

- *ਵਰਤੋਂ*: ਅੱਖਰ ਤੇ ਸ਼ਬਦ ਸਿੱਖਣ ਲਈ

Model 2: ਪੰਜਾਬੀ ਚੁੱਤਾਂ ਦਾ ਚੱਕਰ। ਰੋਲ ਨੰਬਰ 6 ਤੋਂ 10.

- *ਸਮਾਨ*: ਗੱਤਾ, ਸਕੈਚ ਪੈਨ, ਸਪਲਿਟ ਪਿੰਨ

- *ਬਣਾਉਣ ਦਾ ਤਰੀਕਾ*: ਗੋਲ ਚੱਕਰ ਕੱਟੋ। 6 ਹਿੱਸੇ ਕਰੋ = 6 ਚੁੱਤਾਂ: ਗਰਮੀ, ਵਰਖਾ, ਸਰਦ, ਬਸੰਤ, ਪਤਝੜ, ਹੇਮੰਤ। ਹਰ ਹਿੱਸੇ ਵਿਚ ਉਸ ਚੁੱਤ ਦੇ ਫਲ, ਕੱਪੜੇ, ਤਿਉਹਾਰ ਦੀ ਤਸਵੀਰ ਲਗਾਓ। ਉੱਤੇ ਤੀਰ ਲਗਾਓ ਜੇ ਘੁੰਮੇ।

- *ਵਰਤੋਂ*: ਰੁੱਤਾਂ ਤੇ ਉਹਨਾਂ ਦੀਆਂ ਖਾਸੀਅਤਾਂ ਦੱਸਣ ਲਈ

*Model 3: ਪਿੰਡ ਦਾ ਦ੍ਰਿਸ਼ - 11 ਤੋਂ 15

- *ਸਮਾਨ*: ਜੁੱਤੀ ਦਾ ਡੱਬਾ, ਮਿੱਟੀ, ਕਾਗਜ਼, ਲੱਕੜੀ ਦੀਆਂ ਤੀਲੀਆਂ

- *ਬਣਾਉਣ ਦਾ ਤਰੀਕਾ*: ਡੱਬੇ ਵਿਚ ਪਿੰਡ ਦਾ scene ਬਣਾਓ। ਖੇਤ, ਖੂਹ, ਘਰ, ਗੁਰਦੁਆਰਾ, ਟਰੈਕਟਰ ਦੇ ਛੋਟੇ ਮਾਡਲ ਰੱਖੋ। ਹਰ ਚੀਜ਼ ਤੇ ਪੰਜਾਬੀ ਵਿਚ ਨਾਮ ਲਿਖੋ: ਖੇਤ, ਟਿਊਬਵੈੱਲ, ਸੱਥ।

- *ਵਰਤੋਂ*: ਪੰਜਾਬ ਦੇ ਪਿੰਡਾਂ ਦੇ ਜੀਵਨ ਬਾਰੇ ਦੱਸਣ ਲਈ

Model 4: ਵਿਆਕਰਨ ਦਾ ਰੁੱਖ 16 ਤੋਂ 21

- ਸਮਾਨ: ਚਾਰਟ, ਥਰਮਾਕੋਲ, ਰੰਗ

- ਬਣਾਉਣ ਦਾ ਤਰੀਕਾ: ਥਰਮਾਕੋਲ ਦਾ ਰੁੱਖ ਬਣਾਓ। ਤਣਾ = "ਵਿਆਕਰਨ"। 5 ਮੋਟੀਆਂ ਟਾਹਣੀਆਂ = ਨਾਂਵ, ਪੜਨਾਂਵ, ਵਿਸ਼ੇਸ਼ਣ, ਕਿਰਿਆ, ਲਿੰਗ। ਛੋਟੀਆਂ ਟਾਹਣੀਆਂ ਤੇ ਉਦਾਹਰਨਾਂ ਲਿਖੋ।

- ਵਰਤੋਂ: ਸ਼ਬਦਾਂ ਦੀਆਂ ਕਿਸਮਾਂ ਯਾਦ ਕਰਨ ਲਈ

ਜ਼ਰੂਰੀ Tips:

1. ਲੇਬਲ: ਹਰ ਮਾਡਲ ਤੇ ਪੰਜਾਬੀ ਵਿਚ ਨਾਮ, ਜਮਾਤ 7ਵੀਂ, ਤੁਹਾਡਾ ਨਾਮ ਲਿਖੋ
2. ਸਸਤਾ ਸਮਾਨ: ਘਰ ਦੀਆਂ ਬੇਕਾਰ ਚੀਜ਼ਾਂ ਵਰਤੋ - ਡੱਬੇ, ਅਖ਼ਬਾਰ, ਬੋਤਲਾਂ
3. ਸਾਫ਼-ਸਫਾਈ: ਮਾਡਲ ਮਜ਼ਬੂਤ ਤੇ ਸਾਫ਼ ਹੋਣਾ ਚਾਹੀਦਾ
4. ਬੋਲਣ ਲਈ 5 ਲਾਈਨਾਂ ਮਾਡਲ ਬਾਰੇ ਯਾਦ ਕਰੋ।

Science

Activity (To be done in the Science Notebook)

Visit a nearby park or garden and observe the living organisms around you.

Identify and collect information about:

10 Plants

5 Animals

5 Birds

Paste or draw pictures of each plant, animal, and bird neatly in your Science Notebook.

For each one, write the following details:

Name

Category (Plant / Animal / Bird)

Special Features (Any 2–3 characteristics)

Importance / Uses (if applicable)

Note: Maintain neat handwriting, proper labeling, and creative presentation.

Chart and Model Assignment

Roll Numbers 1–5

Chart: Difference Between Metals and Non-Metals

Model: Windmill Model

Roll Numbers 6–10

Chart: Importance of Exercise and Nutrition

Model: Water Cycle Model

Roll Numbers 11–15

Chart: Conservation of Natural Resources

Model: Ecosystem Model

Roll Numbers 16–22

Chart: Food Chain

Model: Food Chain Model

Maths

Chapters: 1. Large Numbers Around Us 2. Arithmetic Expressions

Instructions:

- Complete all work neatly in your Mathematics notebook.
- Show complete steps for calculations.
- Use colours wherever required.
- Submit homework after holidays.

Part A: Large Numbers Around Us

Q1. Write the following numbers in words:

a) 5,67,89,432 b) 9,04,07,118 c) 45,00,08,721

Q2. Write the place value of the underlined digit.

Q3. Arrange in ascending order: 5,67,890 ; 8,90,234 ; 4,56,789 ; 7,80,345

Q4. Arrange in descending order: 12,45,678 ; 9,87,654 ; 15,67,890 ; 8,09,234

Q5. Insert commas according to Indian system.

Q6. Write greatest/smallest numbers as asked.

Q7. Solve population and earnings questions.

Activity: Population Survey Project ■

Collect population data of 5 countries or states and write:

- Population in numerals
- Number names
- Expanded form

Part B: Arithmetic Expressions

Q8–Q11: Simplify and solve using BODMAS.

Q12. Word Problems:

1. Chocolates sold in boxes.
2. Pencils remaining after distribution.

Challenge Corner ■

1. Create 5 arithmetic expressions and ask any family member to solve them.
2. Make a poster on “Importance of Large Numbers in Daily Life.”

Social science

“Learning becomes meaningful when creativity meets knowledge.”

.All the written work should be completed neatly and creatively in the Social Science scrapbook.

. Use colourful headings, diagrams, and pictures.

.Mention your Name, Class, Roll Number, and Subject clearly.

1.MAP ACTIVITY 

A.Makr.Major Rivers of India

- B. Mark and label: Physical Features of India
- C. Major Mountain Ranges of India ▲
- D. Continents and Oceans.

2. Prepare ANY TWO Chart.

- A. Media and Communication
- B. Famous Monuments of India
- C. Types of Markets
- D. Sources of Income Chart 💰
- E. Major Crops of India
- F. Agricultural Seasons of India Chart.

3. Prepare ANY One Model.

- A. Soil Layers Model 🌱
- B. Clean India Model ♻️
- C. Sustainable Village Economy Model 🌾
- D. Terrace Farming Model ▲
- F. Green Earth vs Polluted Earth


4. ROLE PLAY / INTERVIEW ACTIVITY 🎤

Interview your grandparents, Parents about:

- A. How festivals were celebrated earlier.
- B. Life without mobile phones and internet.
- C. Cleanliness in old times
- D. Memorable moments
- E. Their feelings about modern India
- G. Life in earlier times

Write 10 points from the interview in your social science scrap books and paste pictures of interview

Computer science

 Instructions for Students:

Write all questions and your answers neatly in your Computer Science notebook.

Answer each question using exactly one word, shortcut, or option letter.

 Round 1: One-Word Riddles

Solve these tech definitions in just one word.

Q1. Malware that replicates itself automatically over networks without human interaction.

Answer: _____

Q2. A system that organizes large amounts of data for easy storage and retrieval.

Answer: _____

Q3. The hardware slot on a motherboard used to connect external devices.

Answer: _____

Q4. Security software or hardware that controls network traffic based on rules.

Answer: _____

 Round 2: Excel 2019 Shortcuts

Write down the exact keyboard shortcut keys needed for these Excel tasks.

Q5. To automatically calculate the sum of selected cells.

Answer: _____

Q6. To quickly insert the current time into a cell.


Answer: _____

Q7. The function key used to edit the contents of a cell.

Answer: _____

Q8. The function key used to create a bar chart from selected data.

Answer: _____

 Round 3: Logical Reasoning

Choose the correct option letter.

Q9. If code 24673 is 35784, what is the code for 3185?

(a) 4276 (b) 4296 (c) 4297 (d) 4295 Answer: _____

Q10. Look at the sequence and find the next item: A1, B2, C3, D4, ____ *

(a) E4 | (b) E5 | (c) F5 | (d) D5

Answer:

Q11. Odometer is to mileage as Compass is to:

(a) Hiking (b) Direction (c) Needle (d) Wind Answer: _____

 Round 4:

Multiple-Choice Competency

Select the correct option(s).

Q12. Which two software types are used to create, edit, print, and save text documents?

(a) Wordpad | (b) Word | (c) PowerPoint | (d) Excel Answer: _____ and _____

Q13. Which two mathematical operations can be done using formulas in Excel?

(a) Addition of cells | (b) Average of cells | (c) Image processing | (d) Animation Answer: _____ and _____

Q14. Which component stores data permanently even when the computer power is turned off?

(a) RAM (b) CPU (c) Hard disk drive (d) Keyboard

Answer: _____

Q15. Which computer acts as the primary machine that holds files to be shared across a network?

(a) Clip art | (b) Motherboard (c) Peripheral (d) File server

Answer: _____


 Round 5: Creative Chart Making

Instructions: Draw and color a simple, neat computer diagram on a blank page of your notebook choosing one topic from the single-line ideas below.

Topic Idea 1: Draw three boxes across the page connected with arrows showing Input (Keyboard) → Process (CPU) → Output (Monitor).

Topic Idea 2: Draw pairs of square keyboard keys side-by-side with speech bubbles showing simple shortcut text like [Ctrl]+[C] to Copy.

Topic Idea 3: Draw a basic tree layout with large green leaves containing definitions for Virus, Firewall, and Database.

 Round 6: learning

Page no : 118, 119, 120

Learn and write on computer notebook

"Technology is the beautiful art of turning human imagination into everyday magic."

Art

Class 7th- Make a painting by using any waste material.(candy wrappers, newspapers,bottle caps) Only A4 or A3 size will be accepted.

GK

Q.A:-Current Affairs

Write the names of :-

*President of India

*Prime Minister of India

*Chief Minister of your state

*Governor of your state

Q.B:- Collect and paste 5 important news headlines from newspaper and write 2 lines about each.

Q.C:-Draw and label the National Symbols of India.

*National Animal

*National Bird

*National Flower

*National Fruit

Q.D:- Science and Technology:-

*Write the names of 10 famous scientist and their discoveries.

*Prepare a chart on any one

*Solar System

*Human body

*Renewable Energy Source

Q.E:- Make a Scrapbook of 10 wonders of the world with pictures and facts.

Q.F:-Reading and Research:-

* Read about any one famous personality and write

1.Introduction


2.Major achievements

3.Lessons learned from their life.

HOLIDAY CHALLENGE

Learn one new GK fact every day, during the holidays and maintain a GK Diary of at least 20 facts.

SUBMISSION:-Neat handwriting proper presentation and use of pictures wherever possible.



DIVINE PUBLIC SCHOOL — PHAGWARA —



HAPPY SUMMER Vacation!



Thank You!

Dear Students,

We hope you enjoyed completing your holiday homework and learning new things during your summer vacation. Your dedication, creativity, and sincere efforts are truly appreciated.

Thank you for using your holidays productively. We look forward to seeing your completed work and hearing about your wonderful vacation experiences.

Wishing you success, happiness, and a great academic year ahead!

With Best Wishes,
Divine Public School, Phagwara

